

The Association of Finnish Local and Regional Authorities

**Local authorities provide basic public
services for residents and ensure their
well-being**

www.localfinland.fi



The organisation of local authorities

THE COUNCIL

Audit committee

MUNICIPAL EXECUTIVE

MUNICIPAL COMMITTEES

Main tasks:

Education and culture

Social welfare and health care

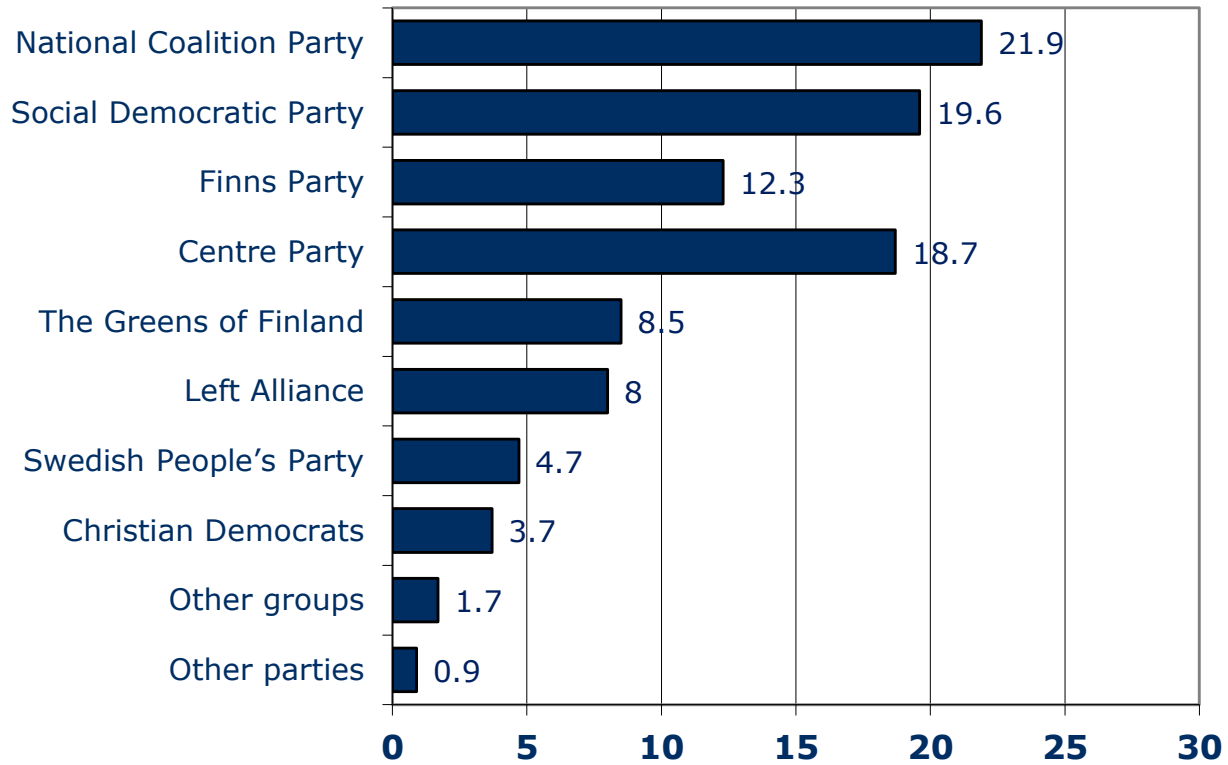
The environment and technical infrastructure

Finland has 313 municipalities (2016)

- Municipalities are self-governing units where the highest decision-making authority is vested in local councils elected by residents.
- Local authorities provide the basic public services for their residents, the most important of which relate to social welfare and health care, education and culture, the environment and technical infrastructure.
- The total expenditure of local and joint municipal authorities are approximately 45 billion euros (2015).
- Some 429,000 employees provide services for residents (2014).

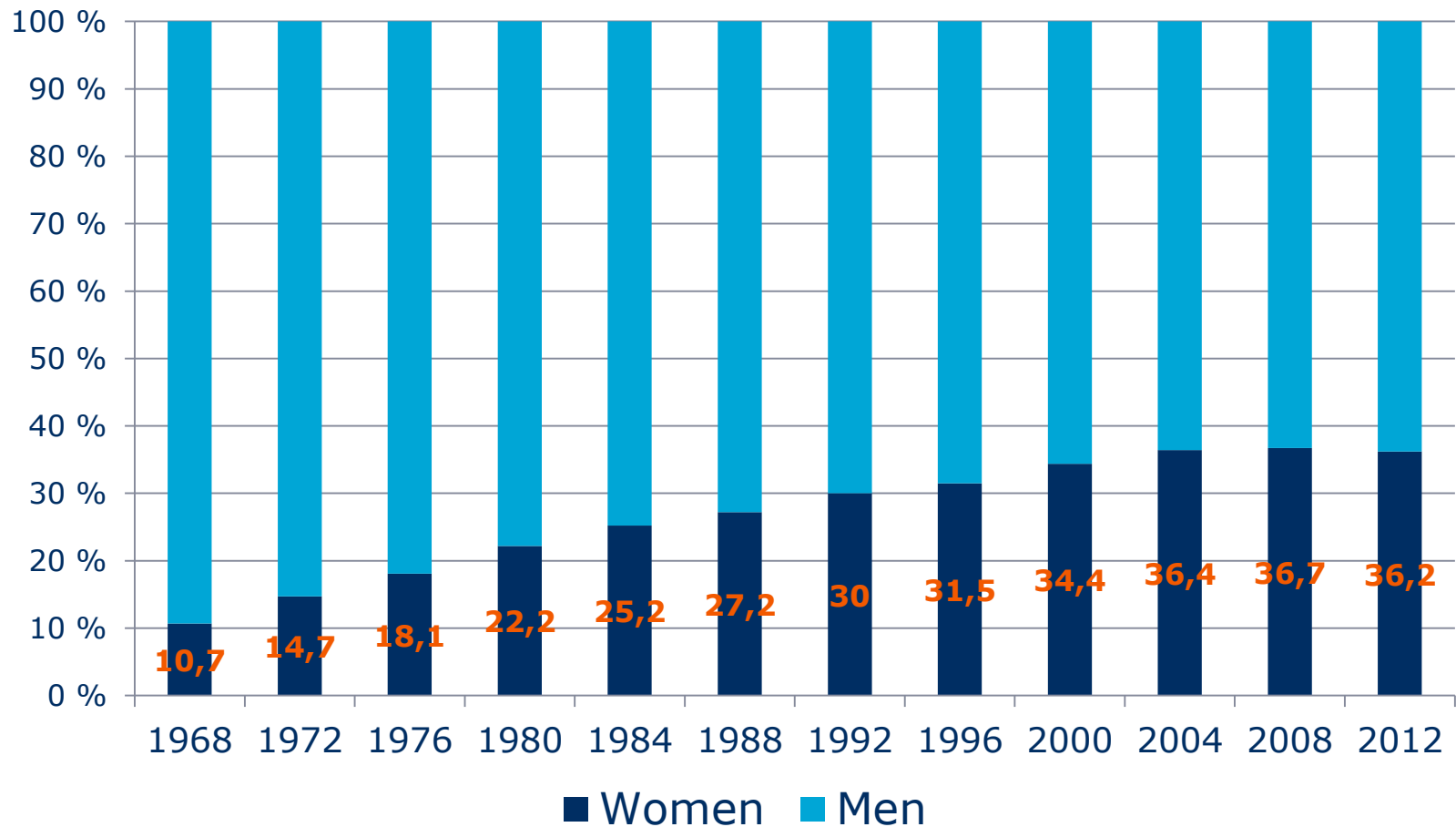
Local elections 2012

Support for parties



Voting turnout 58.3%

Proportion of female councillors



Source: Statistics Finland

Educational and cultural services for all local residents

- 212,000 children in municipal day care
- over 60,000 children in pre-school education
- approximately 535,000 pupils in basic education
- over 120,000 students in upper secondary schools, close to 20,000 of whom are studying individual courses
- over 170,000 students in vocational upper secondary education and training
- close to 140,000 students in polytechnics
- close to 800 libraries and over 140 mobile libraries with 10 library visits and 17 borrowings per resident annually
- 185 adult education centres with approximately 500,000 students
- about 130,000 children and young people in basic art education
- approximately 250 vocational cultural and art institutions
- over 120 cultural houses and centres
- 33,000 municipal sports facilities
- Over 1,000 youth facilities and about 240 youth workshops.

Social welfare and health care services for all local residents

- 23.9 million visits to health centres
- 3.7 million visits to health centre dentist
- 4.4 million care days in health centre
- 8.8 million outpatient visits in specialised health care
- 4.4 million care days in specialised health care
- 18,000 child welfare clients placed outside the home
- 90,000 children in child welfare open care
- 42,000 older people in municipal sheltered housing
- 66,000 older people receiving regular home care
- 43,000 recipients of informal care support
- 140,000 service recipients under the Services and Assistance for the Disabled Act
- 253,000 households receiving social assistance.

Source: The National Institute for Health and Welfare: Statistical Yearbook on Social Welfare and Health Care 2015; 2014 data

Local authorities provide services for all their residents

Regions and communities

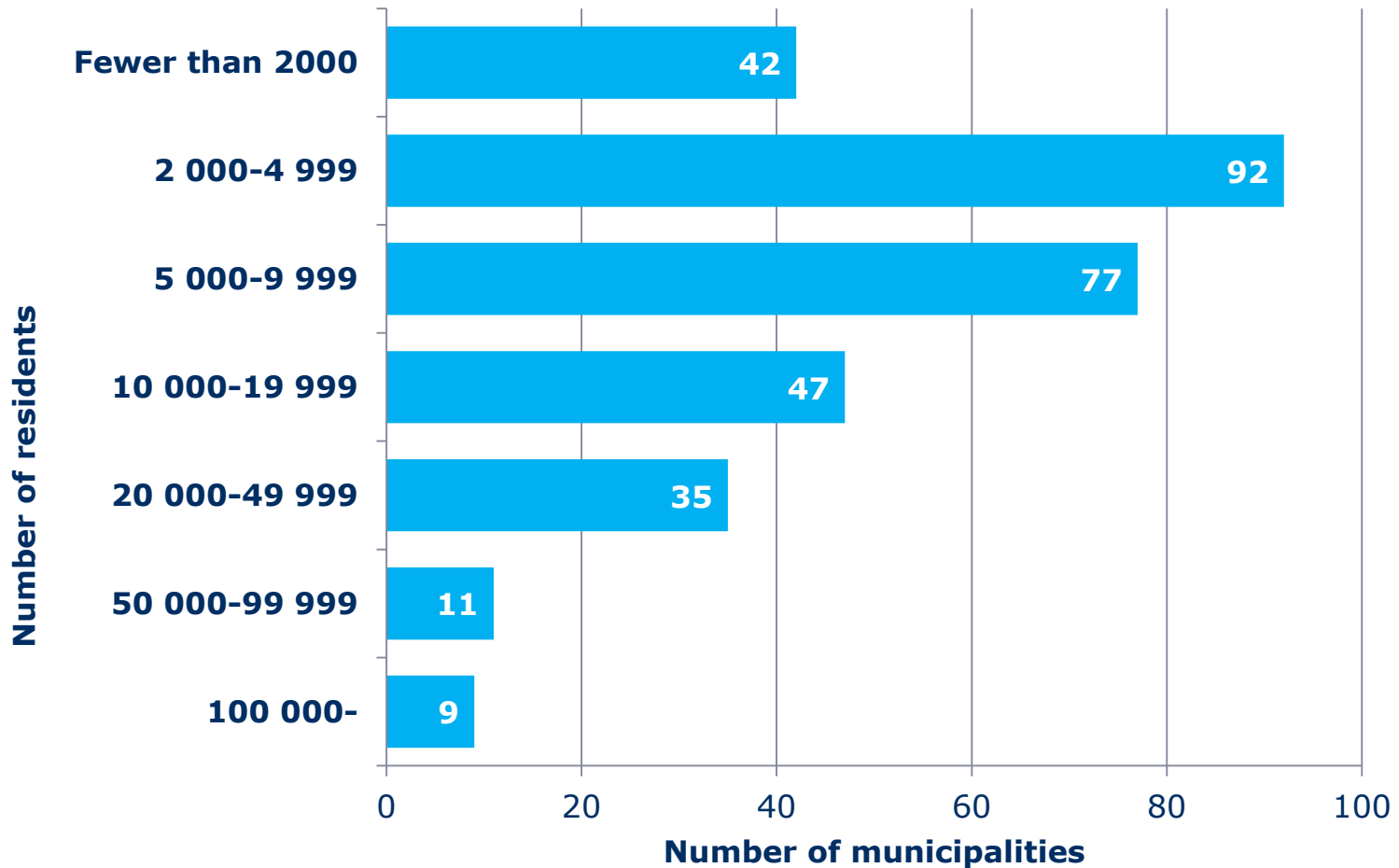
Municipalities

- ensure a favourable living environment for their residents through land use planning and land policy;
- grant building permits for about 30,000 residential units annually and for over 35 million cubic metres;
- provide district heating to 2.5 million people;
- manage 2.5 million tons of municipal solid waste every year;
- provide water services for over 5 million people;
- maintain 260,000 rental dwellings;
- maintain school facilities for 700,000 pupils;
- own and maintain over 50,000 public buildings, with a floor area of over 40 million square metres;
- are responsible for the monitoring of some 14,000 environmental permits and process about 700 environmental permits annually;
- maintain 30,000 km of roads; 11,000 km of private streets and 16,000 km of separate routes for non-motorised traffic;
- provide high quality water through a 100,000 km water supply network and collect wastewater by a 50,000 km sewer network, using environmentally friendly ways to treat the water;
- Joint municipal rescue departments provide annually about 100,000 rescue and over 300,000 ambulance operations;
- Through safety training and education events rescue departments reach approximately 900,000 people and have over 160,000 supervisory duties annually.

Examples of differences between municipalities

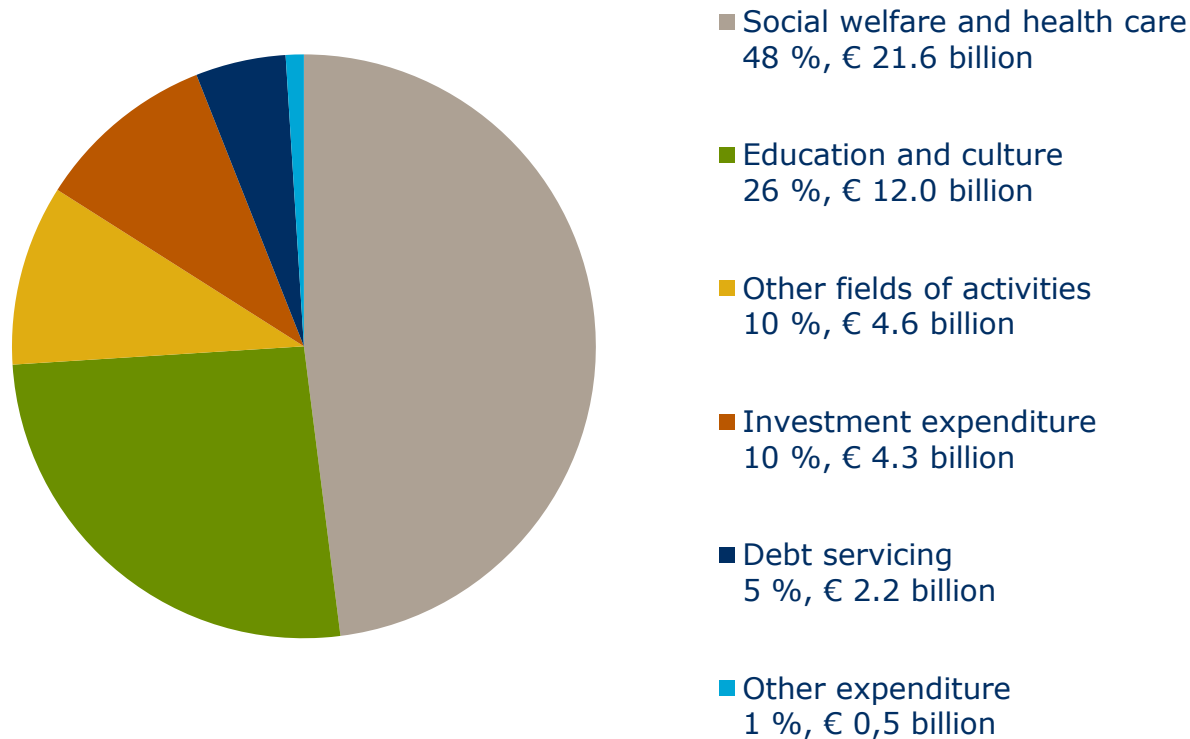
	THE SMALLEST	MEDIAN	THE LARGEST	THE WHOLE COUNTRY
Population 31 Dec 2014	Sottunga 101	5,954	Helsinki 620,715	5,471,753 17,261
Area (km ²) 1 Jan 2016	Kauniainen 5.9	543	Inari 15,055	303,900 971
Population density (residents/ area km ²) 1 Jan 2016	Enontekiö 0.2	10.7	Helsinki 2,902	18
Age structure 31 Dec 2014				
Under 15-year-olds of population (%)	Sottunga (Åland Islands) 4	15.5	Liminka 34.8	16
15-64-year-olds of population (%)	Luhanka 49.8	59.1	Helsinki 69.8	64
Over 64-year-olds of population (%)	Liminka 8.7	24.3	Kuhmoinen 40.3	20
Demographic dependency ratio 31 Dec 2014 (under 15-year-olds + over 64-year-olds/15-64-yo)	Helsinki 43.4	69.2	Luhanka 100.8	57
Foreign language population, % 31 Dec 2014	Reisjärvi 0.3	2	Föglö 18.0	322,711 5.9
Workplace self-sufficiency*	Lemland 31.8	88.6	Maarianhamina 177.2	100
Economic dependency ratio 2013	Sottunga (Åland Islands) 88.7	158.1	Rautavaara 236.6	137
Persons with educational degree, % of 15-year-olds, 31 Dec 2014	Föglö 50.8	64.8	Kauniainen 81.4	70
Persons with tertiary degree, % of 15-year-olds, 31 Dec 2014	Kivijärvi 10.3	20.7	Kauniainen 57.1	30

Number of municipalities by population size in 2016 (population 31 Dec 2014)



The total number of municipalities is 313.

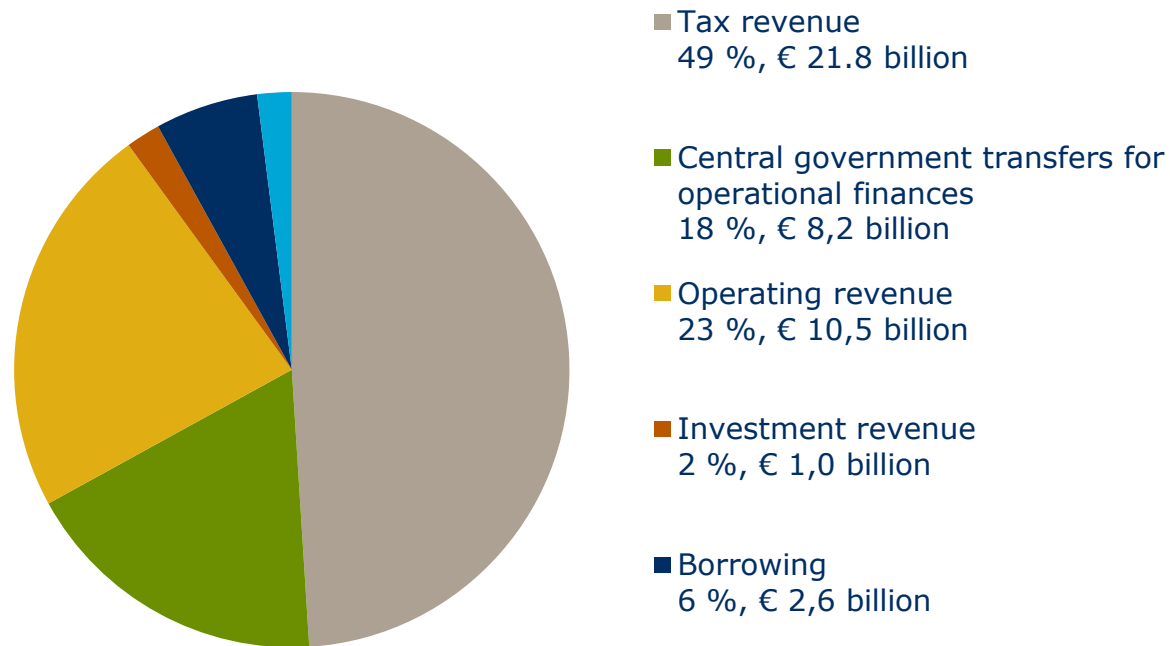
Local and joint municipal authorities – expenditure



Estimate 2016 (external expenditure)

Total: € 45.2 billion

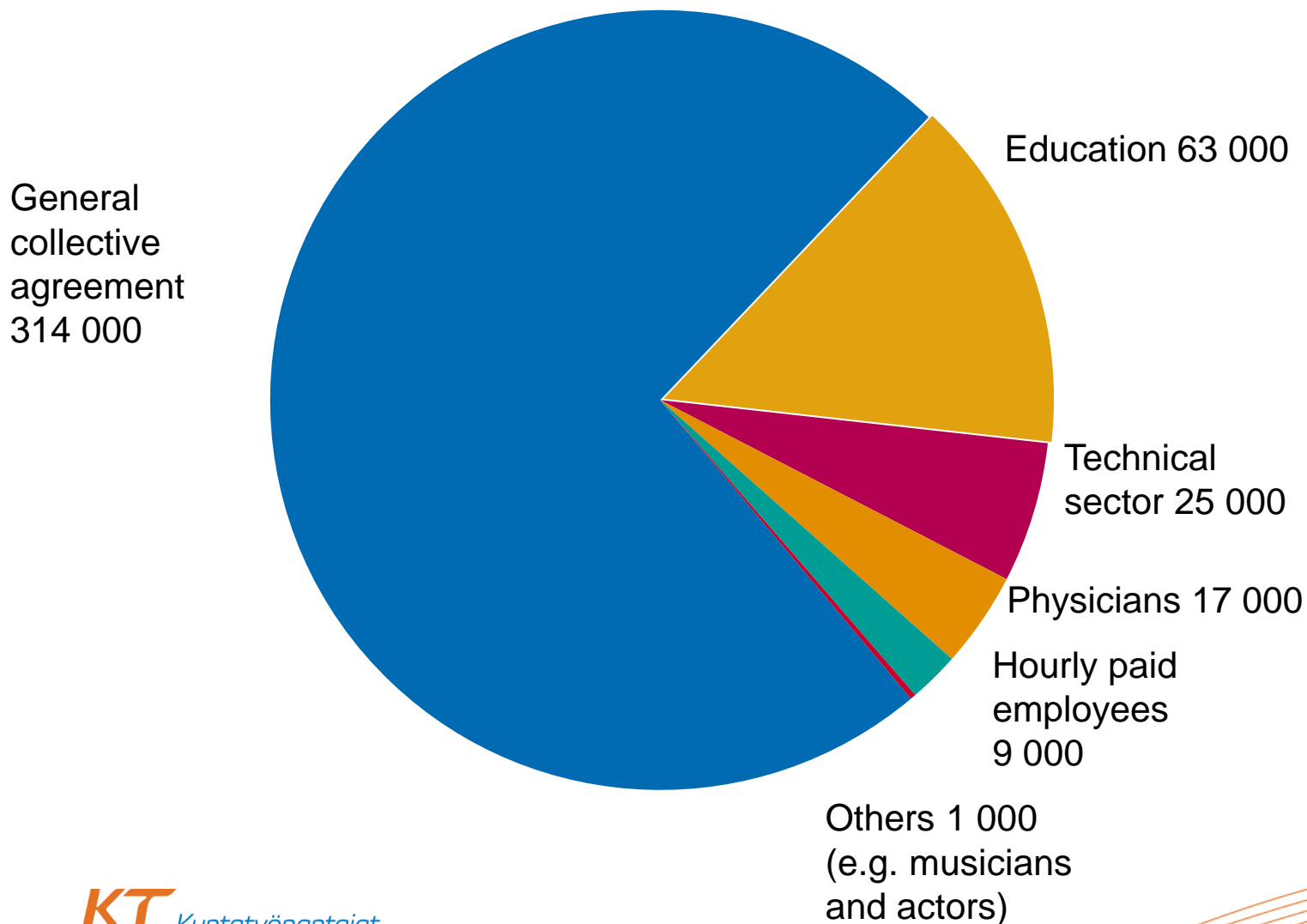
Local and joint municipal authorities – revenue



Estimate 2016 (external revenue)

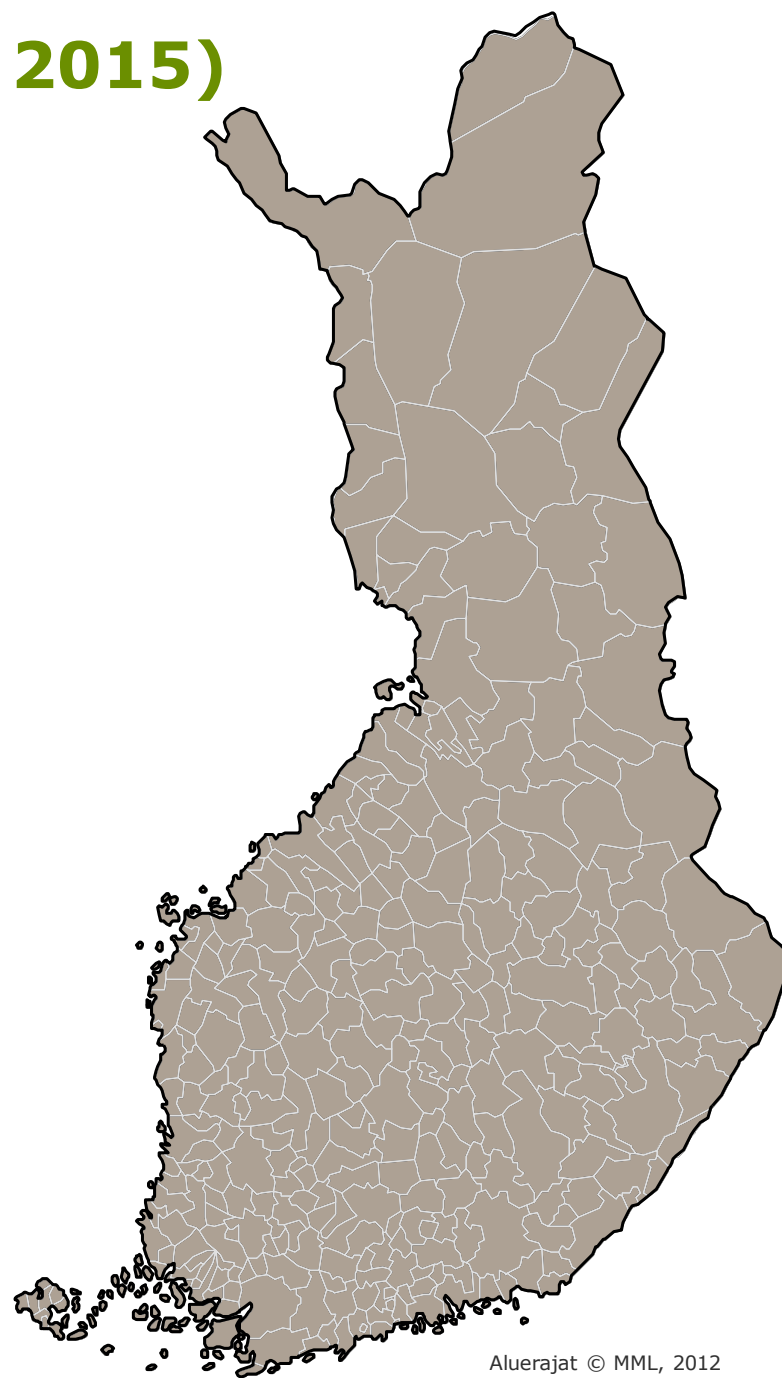
Total: € 44.8 billion

Municipal personnel by agreement sector 2014



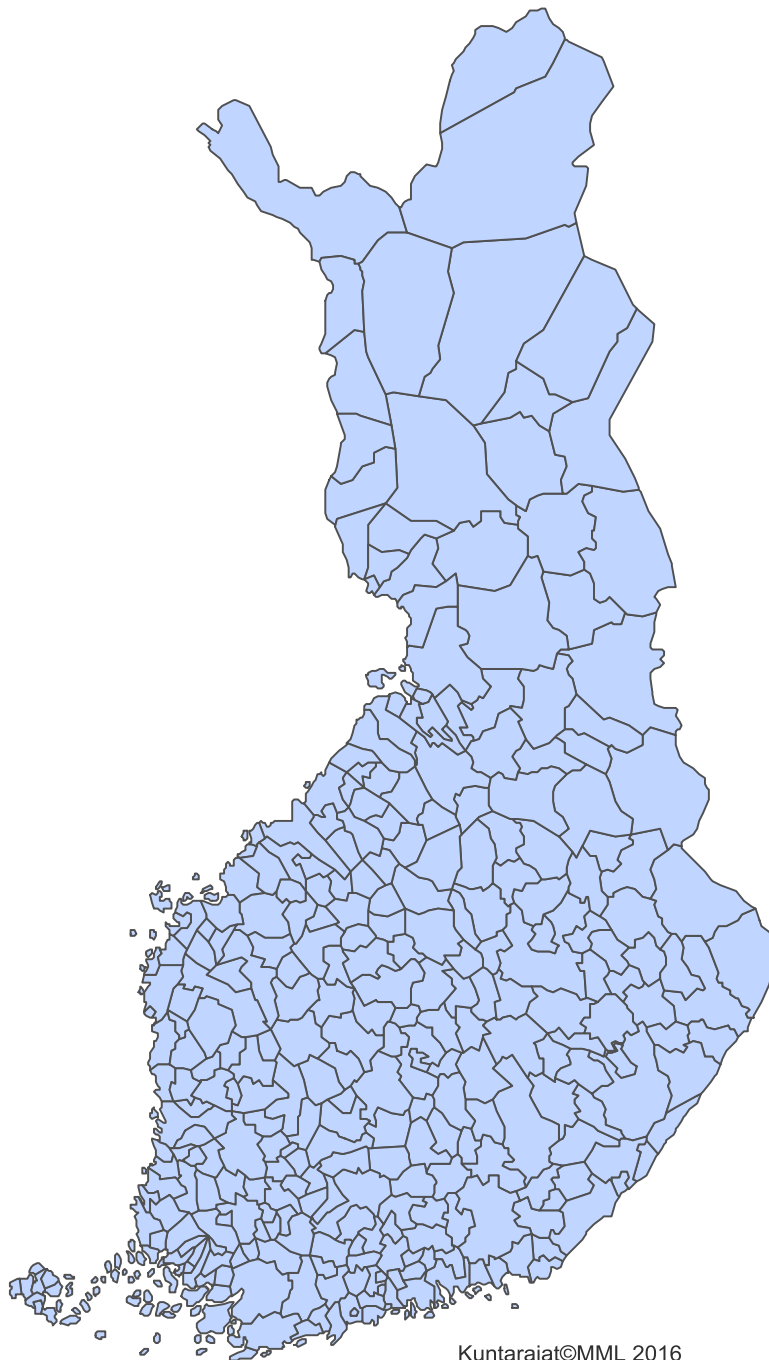
Municipalities (1 Jan 2015)

Total of 317 municipalities,
16 of which on the Åland Islands.



Municipalities (1 Jan 2016)

Total of 313 municipalities,
16 of which on the Åland Islands



Regions (1 Jan 2016)

Total of 18 regions + the Åland Islands

- 01 Uusimaa
- 02 Varsinais-Suomi
- 04 Satakunta
- 05 Kanta-Häme
- 06 Pirkanmaa
- 07 Päijät-Häme
- 08 Kymenlaakso
- 09 Etelä-Karjala
- 10 Etelä-Savo
- 11 Pohjois-Savo
- 12 Pohjois-Karjala
- 13 Keski-Suomi
- 14 Etelä-Pohjanmaa
- 15 Pohjanmaa
- 16 Keski-Pohjanmaa
- 17 Pohjois-Pohjanmaa
- 18 Kainuu
- 19 Lapland
- 21 Åland Islands

